

### Features & Benefits:

- A semi - elliptical profile designed to enhance water flow.
- Vortex outlet designed to promote a vacuum effect to increase the flow rate.
- A practical, easy to install system.
- High flow capacity.
- Pre-fitted gutter seal for fast user-friendly installation.
- Ideal for large domestic/commercial buildings/warehouses/offices/apartment blocks and schools.
- Utilises our 110mm soil system for downpipes.

### Colours



### Code suffix

B G W

Dimensions (mm)





170	110
108	






Gutter and pipe code reference numbers refer to length of run: 3 or 4 metres.


**Silicone Lubricant must be used for all installations.**

### 170mm Gutter & Fittings BS EN 607:2004, BS EN 1462:2004

Product	Code
 Gutter - 4m	RGX4
 90° Angle	RAX1
 Running Outlet	ROX1
 Stopend - External	REX1

Product	Code
 Stopend - Internal	REX2
 Fascia Bracket	RKX1
 Union Bracket	RUX1


For Ancillaries see page 5.



### 110mm Round Downpipe & Fittings BS EN 12200-1:2000

Product	Code
Pipe - Plain Ended	
 3m	SP1
 4m (Not available in white)	SP2
Pipe - Single Socket	
 3m	SP3
 4m	SP4
 Shoe	SP161A

Product	Code
 Pipe Clip	SP82
Offset Bends:	
 135° Top	SP440
 135° Bottom	SP435
 Hopper	RHX1

Product	Code
 92 1/2° Soil Pipe Branch	SP190
 92 1/2° Access Bend	SP169
 Access Pipe Socket/Spigot	SP274